

DOCUSTAT DS-220 (new colour concept): to visualise indented writing on documents



Thanks to the dimensions of the basic unit (450 x 440 mm), the **Docustat DS-220** system can also be used for small and large sheets. The supplied plastic film, type IW, is used for securing of indented writing on paper (grooves) on different kinds of paper. The outstanding features are:


- more sensitive than oblique lighting
- tilting and collection device for easy emptying of toner
- produces permanent 1 to 1 transparencies
- responds only to indented writing - ignores visible script
- non-destructive - leaves documents uncontaminated
- easy document preparation with document humidifier to increase sensitivity of documents prior to the electrostatic imaging process
- timer for corona exposure
- pre-set of voltage for corona
- ventilation for airborne toner particles




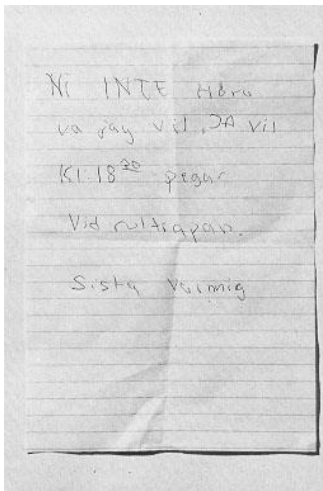
Document Humidifier option: 118258-K-9



Toner Pad option: 112160-4-9



Collecting tub 119464-4-2



Example of use: Indented writing traces (grooves)

A threatening letter was addressed to the US Trade Center in Stockholm. A paper pad of the same size as the letter was found in the home of a suspect.

With the use of the Docustat DS-220 system it was possible to visualise the indented writing and consequently it was proved that the suspect had written the threatening letter. This technique often works also on the second and third page down from the original depending on how hard the writer pressed down his pen.

The securing of the traces is made by charging the plastic film, type IW, with the corona unit. After that the developing powder is used and the traces secured with the adhesive film.

Technical Data:

Basic System:

DOCUSTAT DS-220

Electrostatic System consisting of:

- Basic unit: 450 x 440 x 210 mm with cascade developer and integrated ON/OFF fan including filter to prevent powder scattering, ON/OFF pump, with connection to corona unit
- Vacuum plate: 424 x 424 mm (A3 - replaceable)
- Suction surface in the vacuum plate
- Corona unit ON/OFF
- Plastic film for indented writing, type IW, 1 roll, size 0,4 x 500 m (including cutter)
- Adhesive film, 2 Packs with 24 sheets each, size 25 x 35 cm
- Cascade developer, 1 kg
- Toner with spoon, 1 kg
- Empty can for toner/cascade mixture
- Breathing mask
- Mains connection cable

Recommended accessory (optional)

- Collecting tub

Consumables:

- Cascade developer, 1 kg
- Toner
- Plastic film for indented writing, type IW, 1 roll, size 0,4 x 500 m
- Adhesive film, pack with 24 sheets each, size 25 x 35 cm (A4)
- Adhesive film, pack with 24 sheets each, size 50 x 35 cm (A3)

Options:

- Document humidifier unit with digital humidifier meter and display
- Toner pads: Toner pad technique for cleaner image development maintaining excellent

Weight: Basic system: approx. 21 kg
Mains connection: 100 - 240V/50Hz-60Hz
Vacuum pump: -800 mbar
High voltage power supply: 2.5 W

Projectina AG
 Dammstrasse 2, Postfach
 CH-9435 Heerbrugg
 Schweiz/Switzerland
 Telefon +41-71-727 28 00
 Telefax +41-71-727 28 28
 E-mail: projectina@projectina.ch
 Internet: www.projectina.ch